

2. On a Collection of Reptiles and Batrachians made by  
Mr. H. Pryer in the Loo Choo Islands. By G. A.  
BOULENGER, F.Z.S.

[Received January 28, 1887.]

(Plates XVII. & XVIII.)

Our Corresponding Member Mr. H. Pryer has presented to the British Museum an important series of Reptiles and Batrachians, formed by him during a recent visit to the Loo Choo Islands. This being the first herpetological collection from that group of islands that has reached Europe, its interest is exceptionally great. The North-Pacific Exploring Expedition, under Capt. J. Rogers, U.S.N., visited the Loo Choo Islands in 1854-55, and a collection of Reptiles was made, upon which Hallowell reported (Proc. Acad. Philad. 1860, p. 490 *et seq.*). Unfortunately, owing to the imperfection of his descriptions, little more than a score of new names was gained by that author's contribution. Now that actual specimens are at hand, identification of most of Hallowell's specimens has become possible; and it is my pleasant duty to furnish diagnoses of those species together with a list of the others collected by Mr. Pryer, among which are two entirely new.

## REPTILIA.

### LACERTILIA.

1. GECKO JAPONICUS, D. & B.

? *Hemidactylus marmoratus*, Hallow. *l. c.* p. 491.

? *Hemidactylus inornatus*, Hallow. *l. c.* p. 492.

2. PTYCHOZOOON HOMALOCEPHALUM, Crev.

The unique specimen in the collection, a male, though in other respects agreeing with the Indo-Malayan specimens, is remarkable for having only eight præanal pores.

3. JAPALURA POLYGONATA, Hallow. (Plate XVII. fig. 1.)

*Diploderma polygonatum*, Hallow. *l. c.* p. 490.

As was to be expected, this species is closely allied to *J. swinhonis*, Gthr. It differs in having the tibia constantly shorter than the skull, fewer labials as a rule, and in coloration. The number of upper and of lower labials is six or seven, very rarely eight. The hind limb, stretched forwards, reaches between the commissure of the mouth and the anterior border of the orbit. Adult yellowish green above, the interspaces between the scales black; throat and nuchal crest of males bright yellow; females with broad black cross bands on the back; tail, in both sexes, annulate with black; young more greyish, with black cross bands on the back.



1.




2.





1.



2.



3.



	♂. millim.	♀. millim.
Total length . . . . .	292	215
Head . . . . .	24	18
Width of head . . . . .	15	12
Body . . . . .	58	50
Fore limb . . . . .	38	33
Hind limb . . . . .	65	52
Tibia . . . . .	20	16
Tail . . . . .	210	147

The species is represented by numerous specimens in Mr. Pryer's collection.

4. *TACHYDROMUS SMARAGDINUS*, sp. n. (Plate XVII. fig. 2, and Plate XVIII. fig. 1.)

Head long as in *T. sexlineatus*, its width being contained nearly twice in its length. A series of granules, usually incomplete, between the supraoculars and the supraciliaries; a small shield usually (19 cases out of 26) separates the large anterior supraocular from the loreal; temporal scales obtusely keeled, much smaller than in the other species, 10 to 15 on a line between the orbit and the tympanum. Dorsal shields strongly keeled, in eight to ten longitudinal series, the three outer series on each side largest and equal; eight longitudinal series of large, strongly keeled, mucronate ventrals, and three or four series of smaller ones on each side. Præanal shield usually longitudinally divided in the female, entire in the male. One inguinal pore on each side. Emerald-green above; a pale yellow streak along each side, from the upper lip to the groin; males usually with a broad grey or bronzy lateral band above the yellow streak; lower surfaces greenish yellow.

	♂. millim.	♀. millim.
Total length . . . . .	187	207
Head . . . . .	12	13
Width of head . . . . .	6.5	7
Body . . . . .	38	42
Fore limb . . . . .	20	20
Hind limb . . . . .	27	27
Tail . . . . .	137	152

Numerous specimens.

5. *LYGOSOMA PELLOPLEURUM*, Hallow. (Plate XVIII. fig. 2.)

*Lygosaurus pellopleurus*, Hallow. *l. c.* p. 496.

Body elongate, limbs short; the distance between the end of the snout and the fore limb is contained twice in the distance between axilla and groin. Snout very short, obtusely acuminate. Lower eyelid scaly. Nostril pierced in a single nasal; no supranasal; frontonasal broader than long, forming a broad suture with the

rostral and a still broader one with the frontal; præfrontals very small and widely separated; frontal short, in contact with the first supraocular only, followed by a long and narrow single frontoparietal resembling a second frontal<sup>1</sup>, angular posteriorly and in contact with the interparietal; latter in the middle between four small parietals, the posterior pair of which are in contact behind; four supraoculars, first in contact with the frontal and the frontoparietal, second and third in contact with the frontoparietal; seven supraciliaries; fourth upper labial below the centre of the eye. Ear-opening small, horizontally oval, without projecting lobules. 24 scales round the middle of the body, subequal; dorsals rather strongly, laterals feebly tri- or quinquecarinate. Præanal scales not enlarged. Limbs widely separated when adpressed; the length of the hind limb equals the distance between the fore limb and the nostril. Digits short, cylindrical: subdigital lamellæ smooth, 10 under the fourth toe. Tail a little longer than head and body. Reddish brown above, dark brown on the sides; a black lateral band, commencing from the eye; sides with fine whitish shafts; belly dirty white, spotted with dark brown; lower surfaces of tail plumbeous grey, spotted with black.

	millim.
Total length . . . . .	125
Head . . . . .	9
Width of head . . . . .	6.5
Body . . . . .	48
Fore limb . . . . .	10
Hind limb . . . . .	16
Tail . . . . .	68

A single specimen is in the collection.

## OPHIDIA.

### 6. ABLABES SEMICARINATUS, Hallow.

*Eurypholis semicarinatus*, Hallow. *l. c.* p. 493.

Scales in fifteen rows, without apical groove, with a very feeble keel along their anterior half. Rostral rather broader than deep; nostril between two nasals; præfrontals about twice as long as internasals; frontal much longer than broad, as long as or slightly longer than internasals and præfrontals together; loreal at least twice as long as deep; one præ- and two postoculars; eight upper labials, fourth and fifth entering the eye, seventh largest; temporals 1+2; five lower labials in contact with gulars. Ventrals 187-192; anal divided; subcandals 72-82. Olive above, the scales lighter in the centre; the lower scale on each side yellowish, margined with olive or black; in some specimens four rather indistinct dark brown

<sup>1</sup> The very singular shape of this shield misled Hallowell as to the homologies of the head-shields of this Lizard. Therefore his internasal = frontonasal; frontonasal = frontal; frontal = frontoparietal; interparieto-frontoparietal = interparietal; frontoparietals = anterior parietals.

longitudinal bands on the hinder half of the body ; upper lip, ventrals, and subcaudals uniform yellowish.

Several specimens, the largest measuring 77 centim.

7. *TROPIDONOTUS PRYERI*, sp. n. (Plate XVIII. fig. 3.)

Dentition syncranterian. Form slender, as in *T. saurita*. Tail one third of the total length. Head and eye moderate. Scales in 19 rows, all strongly keeled. Ventrals 176-180 ; subcaudals 121-128. Internasals truncated in front, more than half as large as the præfrontals ; one præ- and three postoculars ; loreal a little broader than deep ; normally eight upper labials, fourth and fifth entering the orbit ; usually two temporals in the first row. Anterior part of body with large alternating black elongate spots, separated by a narrow zone of pale olive on the vertebral line, by broader yellowish vertical bars on the sides. Head dark olive, above spotted or marbled with black ; lip yellowish, the sutures between the anterior upper labials black ; an oblique black streak across the (normally) seventh upper labial ; a yellow spot, surrounded with black at the extremity of the jaws. Hinder part of body with a series of black dorsal spots and a lateral series of light spots. Lower parts yellowish, the hinder part of the body with a series of black streaks along each side of the ventrals, becoming confluent into a lateral black line on the subcaudals.

Four specimens, the largest measuring 93 centim. The stomach of one contained a *Rana gracilis*.

8. *PLATURUS FASCIATUS*, Daud.

9. *BOTHROPS FLAVOVIRIDIS*, Hallow. *l. c.* p. 492.

Upper and lower head-scales smooth ; upper very small, seven or eight in a transverse series between the supraoculars, which are large ; nasal divided ; eight upper labials, third and fourth largest, second bordering the loreal pit. Scales small, 35 across the middle of the body ; laterals smooth, the others feebly keeled. Ventrals 230 ; anal entire ; subcaudals, 75 pairs. Yellowish green above, with symmetrical blackish markings ; lower parts pale yellow, with pale olive spots confluent into two bands on the anterior part of the belly.

A single specimen, 525 millim. long.

## BATRACHIA.

### ECAUDATA.

1. *RANA GRACILIS*, Wiegman.

2. *RHACOPHORUS VIRIDIS*, Hallow.

*Polypedates viridis*, Hallow. *l. c.* p. 500.

? *Hyla cyanea*, Hallow. *l. c.* p. 494.

Closely allied to *R. schlegeli*, Gthr., from which it differs in the longer hind limb, the tibia measuring half the length of head and body ; when the limb is stretched forwards, the tibio-tarsal articulation

reaches between the eye and the nostril. The inner metatarsal tubercle is smaller than in *R. schlegeli*, and quite flat.

A single specimen, measuring 53 millim. from snout to vent.

### 3. MICROHYLA FISSIPES, Blgr.

#### CAUDATA.

### 4. MOLGE PYRRHOASTRA, Boie, var. ENSICAUDA, Hallow.

*Triton subcristatus (ensicauda)*, Hallow. *l. c.* p. 494.

These specimens (ten in number) appear sufficiently different from the Japanese typical form to warrant a varietal distinction. The head is proportionally somewhat broader, the digits shorter, and the tail, in the female, longer. The lower parts are yellow (not red), immaculate or more or less spotted with black; digits yellow inferiorly (black in the typical form). Upper parts black, in some specimens with scattered small yellowish or pale green spots; sometimes a yellowish vertebral streak.

	♂. millim.	♀. millim.
Total length.....	115	158
From snout to cloaca .....	53	70
Head .....	13	15
Width of head .....	12	14.5
Fore limb .....	20	21
Hind limb .....	20	23
Tail .....	62	88

#### EXPLANATION OF THE PLATES.

##### PLATE XVII.

- Fig. 1. *Japalura polygonata*, p. 146.  
2. *Tachydromus smaragdinus*, p. 147.

##### PLATE XVIII.

- Fig. 1. *Tachydromus smaragdinus*. Upper view of head,  $\times 2$ .  
2. *Lygosoma pellopleurum*; and upper view of head,  $\times 2$ , p. 147.  
3. *Tropidonotus pryeri*, p. 149.

### 3. On the small Mammalia collected in Demerara by Mr. W. L. Selater. By OLDFIELD THOMAS.

[Received January 29, 1887.]

(Plate XIX.)

The Mammalia obtained by Mr. W. L. Selater during his recent visit to British Guiana consist of 13 specimens belonging to 8 species, of which one is new. All of them have had their exact localities and dates recorded, and are therefore of interest even when belonging to common species. The discovery of a new species of the